


POKÉMON™

CRIA O TEU PRÓPRIO
MARCADOR PIKACHU



©2021 Pokémon. TM, © Nintendo.

TRANSFERE OS TEUS MODELOS DE PAPEL UHU POKÉMON
EM WWW.UHU.PT

UHU[®]
cola tudo sobre tudo

CRIA O TEU MARCADOR PIKACHU EM APENAS ALGUNS PASSOS

1.




IMPRIME AS PEÇAS DO MODELO DE PAPEL.



2.




RECORTA TODAS AS PEÇAS.



3.



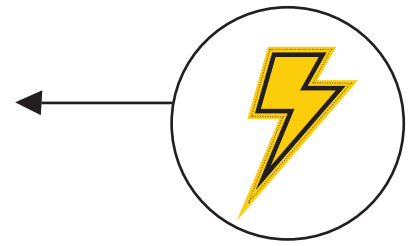


COLA O VERSO DA PARTE A E B UM AO OUTRO.



4.



AGORA COLA AS DECORAÇÕES
POKÉMON NA PARTE DA FRENTE
E DE TRÁS DO MARCADOR

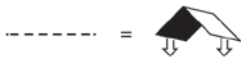


A

B

5.

DOBRA A PARTE C
PARA A FRENTE.




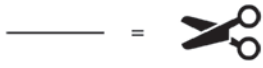
6.

AGORA COLA
A CABEÇA AO MARCADOR
NA PARTE C.

FEITO!



©2021 Pokémon. TM, © Nintendo.





A

©2021 Pokémon. TM, © Nintendo.



B

©2021 Pokémon. TM, © Nintendo.